


We UVCare...



Application Optimized UV for Food & Beverage

PURELINE S PH 30-80



UV disinfection for sugar syrup

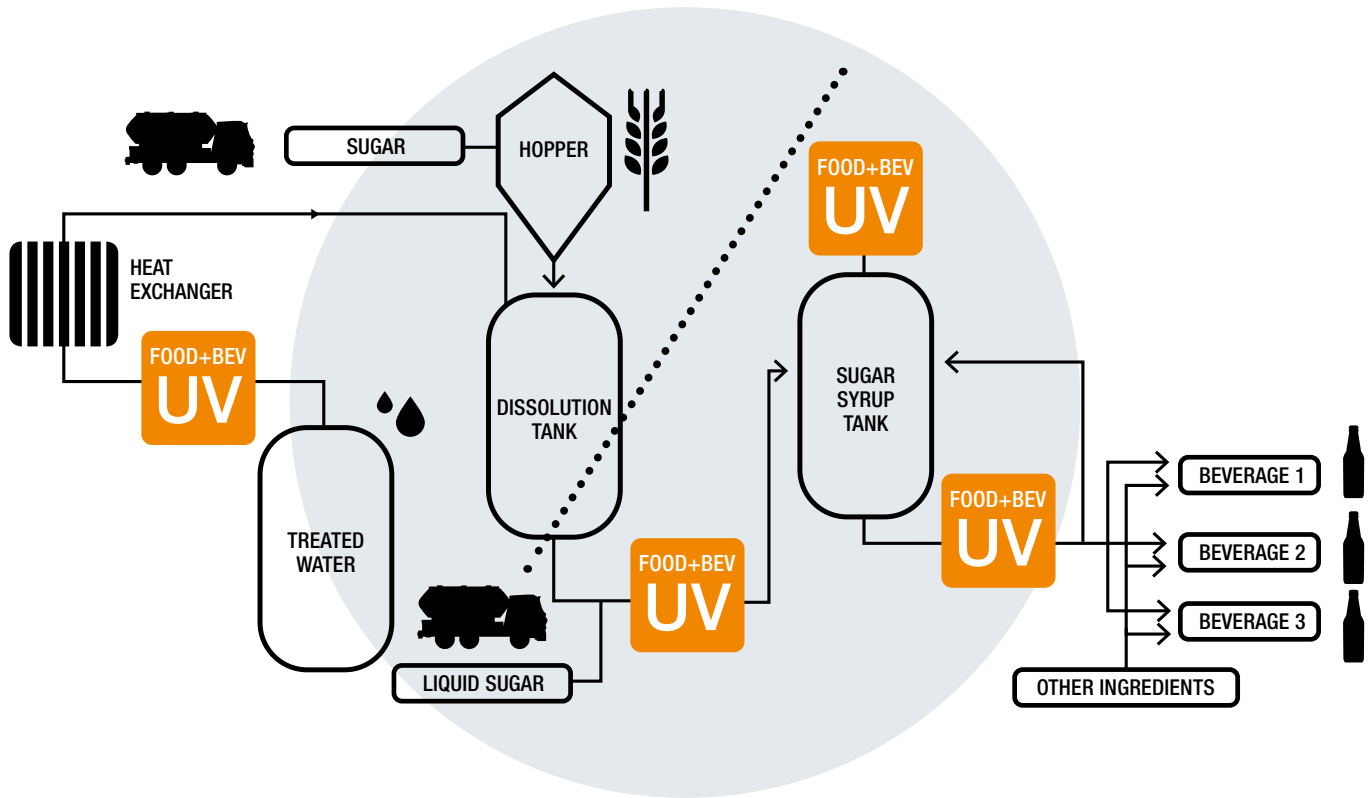
Our PureLine S PH systems are aimed specifically at providing UV disinfection for sugar syrup used in the food and beverage industry. By using a UV system you will disinfect the sugar syrup, eliminate harmful micro-organisms, removing the need for thermal pasteurization with its associated energy costs. Each system comes with a UV monitor to measure the germicidal output of the UV system and make it easy to monitor and log performance.

berson

hanovia

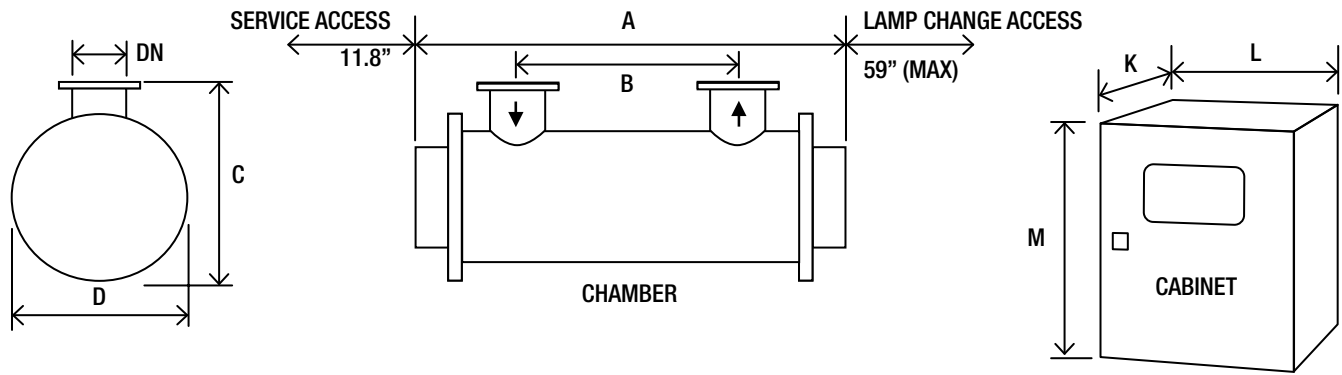
aquionics

PureLine S PH™ 30-80 sugar syrup disinfection



KEY FEATURES	WHAT IT GIVES YOU	BENEFITS FOR YOU
INTELLIGENCE		
UV intensity monitor measuring germicidal wavelengths	Continuous verification of performance with in-built low intensity alarm	Easy to monitor and log system performance
OPTIMIZATION		
UV disinfection	Protect your sugar syrup from microbiological contamination including thermophilic bacteria	Does not affect taste and colour of final product
		No chemicals
Designed for the food and beverage industry	FDA-approved materials used for all wetted parts	Industry compliant materials
	*Chamber with tri-clamp connections and <0.38 µm internal finish	Sanitary design
INTEGRATION		
Compact design	Can be fitted to skids	Easy integration
	Can be retrofitted to existing process	

*Option



Model Number	Maximum Power (kW)	UVT (%)	Dimensions (Inches)								Approx weight (lb)	
			A	B	C	D	DN	K*	L	M**	Chamber (Empty)	Control Cabinet
PureLine S PH 0030	7.8	30	42.9	28	12.6	9.4	2.5	13	43.3	43	110	364
PureLine S PH 0045	12.5	30	42.9	28	12.6	9.4	3	13	43.3	63	110	622
PureLine S PH 0060	12.5	30	42.9	28	12.6	9.4	4	13	43.3	63	110	622
PureLine S PH 0080	16.5	30	42.9	28	12.6	9.4	4	13	43.3	63	110	622

* Allow dimension L in front of cabinet for door opening and panel access.

** M dimension includes the space for the cabinet mounting brackets but you need to allow space below the cabinet for cable entry and access (minimum of 9.8").

All dimensions are approximate for clearance purposes only. We have a policy of continuous product development, exact drawings are available on request. All specifications are subject to change without notification. Your distributor or our account manager can advise on correct sizing and specification requirements.

UV CHAMBER	
Material:	Stainless steel 316L / 1.4404
Internal finish:	As made pipe and tube, welds as laid, electropolished and passivated
External finish:	Sateen polish (120 grit) electropolished and passivated
Process (mating) connections:	ANSI 150#
Drain connection:	Tri-clamp
End plate:	Removable end plate
Degree of protection:	IP65 equivalent to NEMA 4 but not for outside use
UV Lamp:	Medium pressure
Quartz Sleeve:	Pure quartz (F200)
Number of UV Lamps:	1 (S PH 0030), 3 (S PH 0045), 4 (S PH 0060 and S PH 0080)
Expected lamp life:	8000 hours
Temperature sensor:	Yes
UV sensor:	Wet UV monitor (if above minimum UVT)
Working fluid temperature:	34°F to 176°F
Maximum CIP temperature:	203°F with cabinet electrically isolated
Hydrostatically pressure tested:	Yes
Chamber mounting:	Horizontal only
Operating pressure:	6 bar (positive pressure only)
Seals:	EPDM, ADI free, EC 1935/2004, FDA 21 CFR 177.2600 approved

OPTIONS	
Document Support Pack	
Cabinet material:	Stainless steel 316
Operation and Maintenance manual and printed Installation and Commissioning manual in Chinese, English, French, German and Spanish	
Flange options:	PN16, JIS, Table 'E' and tri-clamp
Chamber internal finish:	<0.38 µm welds polished out, electropolished and passivated
Lead length:	65.6 ft, 98.4 ft or 164 ft cabinet to chamber
Maximum CIP temperature:	266°F (panel switched off)
Welder Document Pack for chamber construction	

OPTIONS (CONTINUED)	
Bleed valve:	Hygienic valve with tri-clamp connection
Skid mounting (not ship board or earthquake zone)	
Operating pressure:	10 bar
Air vent connection:	Tri-clamp blanked off
Stainless steel cabinet IP upgrade: air to air heat exchangers stainless steel IP 56, NEMA 4X, relative humidity <95% non condensing. If fitted no UL listing. See sales drawings for sizes.	

CABINET (CONTROLLER PHOTON)	
Material:	Polyester coated carbon steel
Degree of protection:	IP54 NEMA 12
Supply voltages (nominal):	S PH 0030: 190 V to 480 V (+/-10%) S PH 0045-0080: 380 V to 480 V (+/-10%) 50/60 Hz
Operating temperature range:	41°F to 104°F
Relative humidity:	<85% non-condensing
Cooling fans:	Yes
Interconnecting cable lengths:	32.8 ft cabinet to chamber

CUSTOMER OUTPUTS	
4-20 mA passive or active output:	UV intensity %
VFC outputs:	System warning, lamp ready, low UV intensity, common trip, remote reset, ELCB or water leak, system available, local or remote mode

CUSTOMER INPUTS	
4-20 mA passive or active input:	Flow meter
VFC inputs:	Remote stop/start and remote reset

CUSTOMER COMMUNICATIONS PORT	
None	

APPROVALS	
CE marked, UL listed E149108	



PURELINE S

Also available in our Food & Beverage product range...



PURELINE DC+DCD

Dechlorination and Chlorine
Dioxide removal



PURELINE DO

Ozone removal and
disinfection



PURELINE D

Disinfection as part of a
multi barrier approach



PURELINE PQ

3rd party bioassayed systems
for critical disinfection or as a
pathogen barrier



www.weuvcare.com

BERSON, HANOVIA & AQUIONICS WORKING TOGETHER AS PART OF THE HALMA GROUP.

Netherlands

t: +31 40 2907777
e: sales@bersonuv.com

China

t: +86 21 61679599
e: china@hanovia.com

USA

t: +1 980 256 5700
e: sales@aquionics.com

Germany

t: +49 800 5892779
e: verkauf@hanovia.com

Malaysia

t: +60 16 440 8834
e: asia@hanovia.com

Canada

t: +1 980.256.5700
e: sales@aquionics.com

United Kingdom

t: +44 1753 515300
e: sales@hanovia.com

Mexico

t: +1 980.256.5700
e: sales@aquionics.com



A **Halma** company