


We UVCare...



PURELINE DCD PH

Application Optimised UV for Food & Beverage



UV chlorine dioxide removal for food and beverage

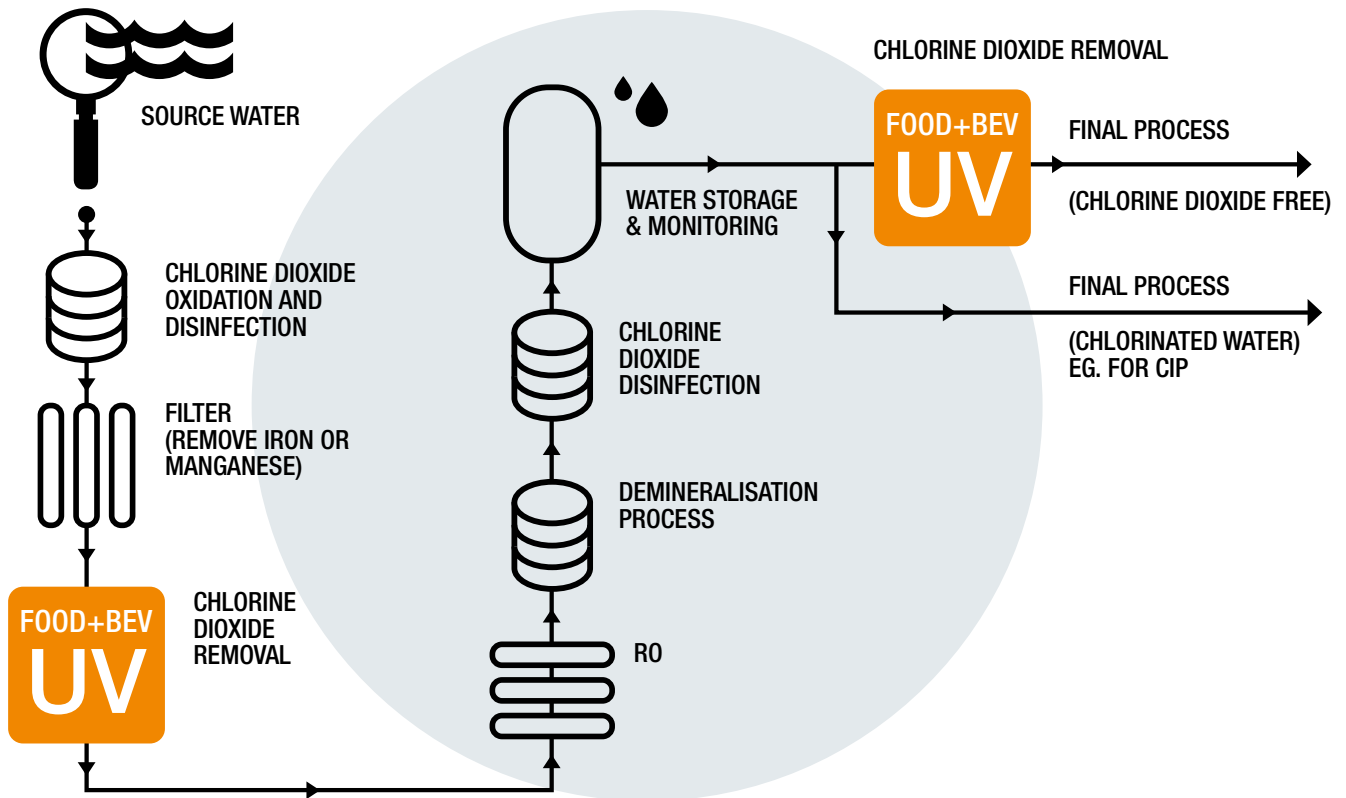
Our PureLine DCD PH UV systems deliver guaranteed high UV doses for effective chlorine dioxide removal and disinfection for the food and beverage industries. By using UV to remove chlorine dioxide we protect RO membranes from both residual chlorine dioxide and bio-fouling. UV chlorine dioxide removal provides distinct advantages over traditional technologies such as Activated Carbon Filtration (ACF) or Ferrous Salt dosing. These proven chlorine dioxide removal methods are prone to microbial contamination and require significantly more operator involvement and plant room space than UV, leading to higher lifetime costs.

berson

hanovia

aquionics

Potential locations of the PureLine DCD PH™



KEY FEATURES	WHAT IT GIVES YOU	BENEFITS FOR YOU
--------------	-------------------	------------------

INTELLIGENCE		
--------------	--	--

UV intensity monitor	Continuous verification of performance with in-built low intensity alarm	Easy to monitor and log system performance
----------------------	--	--

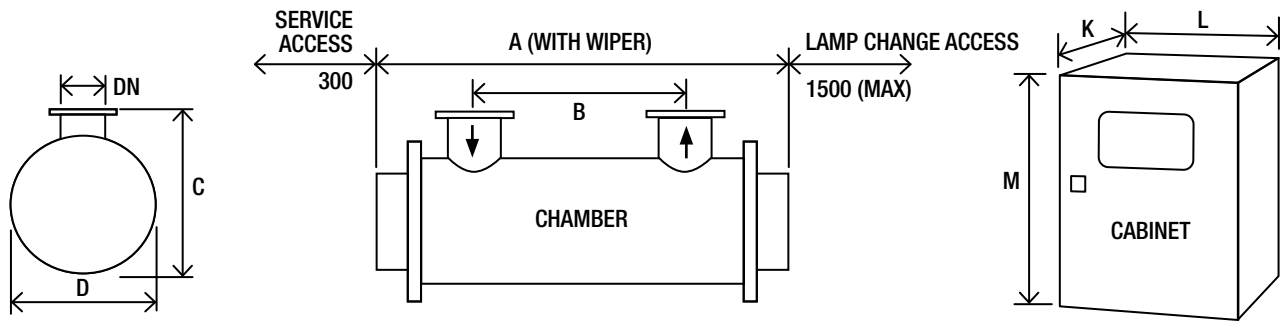
OPTIMISATION		
--------------	--	--

Medium pressure lamp	Provides high intensity UV light at 200 to 400 nm wavelengths ideal for the destruction of chlorine dioxide (ClO ₂ and OCl ⁻)	Prolongs the life of RO equipment by removing chlorine dioxide
	Chemical free reduction of chlorine dioxide	No risk of contamination or running out of chemical
	Unlike ACF does not require backwashing or media replacement	Saves on water and maintenance costs
	Provides high intensity germicidal wavelengths to disinfect the water	Prolongs the life of RO equipment compared to ACF by reducing the bio-burden
Designed for the food and beverage industry	FDA-approved materials used for all wetted parts	Industry compliant materials
	*Chamber with <0.38 µm internal surface finish and tri-clamp connections	Sanitary design
	*Automatic wiper (quartz cleaning)	Self cleaning to maintain performance

INTEGRATION		
-------------	--	--

Compact design	Can be fitted to skids	Easy integration
	Can be retrofitted to existing process	
Robust design	Maximum of 2 service visits annually	Easy to maintain compared to ACF and Ferrous salt dosing

*Option



Model Number	Maximum Power (kW)	Min T ₁₀ (%)	Dimensions (mm)							Approx weight (Kg)				
			Chamber							Cab. No.***	Cabinet (fan cooled)		Chamber Empty	Cabinet Fan cooled
			A	B	C	D	DN	L	M**					
PureLine DCD PH 20	4.2	85	1300	674	319	240	100	1	330	750	850	50	85	
PureLine DCD PH 30	4.2	90	1300	674	420	290	150	1	330	750	850	65	85	
PureLine DCD PH 40	5.8	85	1300	674	420	290	150	1	330	900	1100	65	165	
PureLine DCD PH 50	16.5	65	1300	674	420	290	150	1	330	1100	1600	65	282	
PureLine DCD PH 60	25.2	65	1300	674	505	410	250	1 CC 1 PC	330 330	900 1100	1100 1600	140	165 282	

* Allow dimension L in front of cabinet for door opening and panel access.

** M dimension includes the space for the cabinet mounting brackets but you need to allow space below the cabinet for cable entry and access (minimum of 250 mm).

*** CC: Control Cabinet, PC: Power Cabinet

All dimensions are approximate for clearance purposes only. We have a policy of continuous product development, exact drawings are available on request.

All specifications are subject to change without notification. Your distributor or our account manager can advise on correct sizing and specification requirements

UV CHAMBER

Material:	Stainless steel 316L / 1.4404
Internal finish:	As made pipe and tube, welds as laid, electropolished and passivated
External finish:	Sateen polish (120 grit) electropolished and passivated
Process (mating) connections:	Flange EN 1092-1 PN16
Drain connection:	Tri-clamp
End plate:	Removable end plate
Degree of protection:	IP65 equivalent to NEMA 4 but not for outside use
Arc tube (lamp):	Medium pressure
Arc tube enclosure:	Pure quartz (F200)
Number of arc tubes (lamps):	1 (DCD PH 20-40), 4 (DCD PH 50), 6 (DCD PH 60)
Expected lamp life:	8000 hours, 4000 hours DCD PH 40
Temperature sensor:	Yes
UV monitor:	Wet UV monitor (if above minimum T10)
Working fluid temperature:	1°C to 60°C (80°C unwiped)
Maximum CIP temperature:	95°C with cabinet electrically isolated
Hydrostatically pressure tested:	Yes to PED requirements EN 13445
Chamber mounting:	Horizontal only
Operating pressure:	6 bar (positive pressure only)
Seals:	EPDM, ADI free, EC 1935/2004, FDA 21 CFR 177.2600 approved

OPTIONS

Document Support Pack	
Cabinet material:	Stainless steel 316
Operation and Maintenance manual and printed Installation and Commissioning manual in Chinese, English, French, German and Spanish	
Wiper: Automatic (electrically driven)	
Flange options:	ANSI 150, JIS, Table 'E' and tri-clamp
Chamber internal finish:	<0.38 µm welds polished out, electropolished and passivated
Lead length:	20 m, 30 m or 50 m cabinet to chamber
Maximum CIP temperature:	130°C (panel switched off)
Welder Document Pack for chamber construction	

OPTIONS (CONTINUED)

Bleed valve:	Hygienic valve with tri-clamp connection
Skid mounting (not ship board or earthquake zone)	
Operating pressure:	10 bar
Air vent connection:	Tri-clamp blanked off
Stainless steel cabinet IP upgrade:	air to air heat exchangers stainless steel IP 56, NEMA 4X, relative humidity <95% non condensing. If fitted no UL listing. See sales drawings for sizes.
Aggressive water package:	For 400 ppm to 20000 ppm chloride water
UVShield™:	Power cut-out for lamp access (except DC PH 50 - 60)
Water leak detection:	Detects water leaks from quartz sleeve (except DC PH 50 - 60)
Arc tube enclosure:	Doped quartz F240 (reduces performance)

CABINET (CONTROLLER PHOTON)

Material:	Polyester coated carbon steel
Degree of protection:	IP54 NEMA 12
Supply voltages (nominal):	DCD PH 20-40 190 V to 480 V (+/-10%) DCD PH 50-60 380 V to 480 V (+/-10%) 50/60 Hz
Operating temperature range:	5°C to 40°C
Relative humidity:	<85% non-condensing
Cooling fans:	Yes
Interconnecting cable lengths:	10 m cabinet to chamber

CUSTOMER OUTPUTS

4-20 mA passive or active output:	UV intensity %
VFC outputs:	System warning, lamp ready, low UV intensity, common trip, remote reset, ELCB or water leak, system available, local or remote mode

CUSTOMER INPUTS

4-20 mA passive or active input:	Flow meter
VFC inputs:	Remote stop/start and remote reset

CUSTOMER COMMUNICATIONS PORT

None

APPROVALS

CE marked, UL listed E149108



PURELINE DC+DCD

Also available in our Food & Beverage product range...



PURELINE D

Disinfection as part of a multi barrier approach



PURELINE DO

Ozone removal and disinfection



PURELINE S

Sugar syrup disinfection



PURELINE PQ

3rd party bioassayed systems for critical disinfection or as a pathogen barrier



www.weuvcare.com

BERSON, HANOVIA & AQUIONICS WORKING TOGETHER AS PART OF THE HALMA GROUP.

Netherlands

t: +31 40 2907777
e: sales@bersonuv.com

China

t: +86 21 61679599
e: china@hanovia.com

USA

t: +1 980 256 5700
e: sales@aquionics.com

Germany

t: +49 611 44575375
e: verkauf@hanovia.com

Malaysia

t: +60 16 440 8834
e: asia@hanovia.com

Canada

t: +1 980.256.5700
e: sales@aquionics.com

United Kingdom

t: +44 1753 515300
e: sales@hanovia.com

Mexico

t: +1 980.256.5700
e: sales@aquionics.com



FM 29365

©2019 Berson Hanovia Aquionics - 910433-4110-02-EN